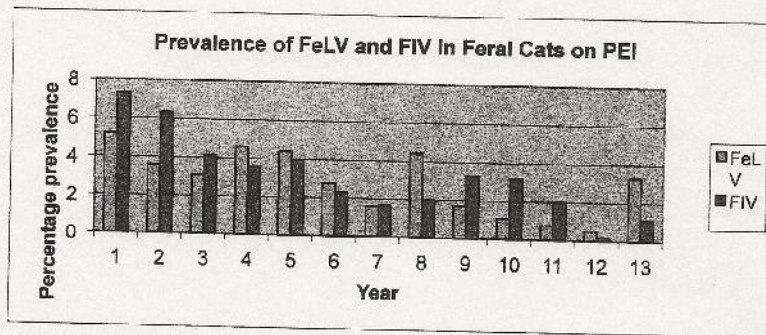
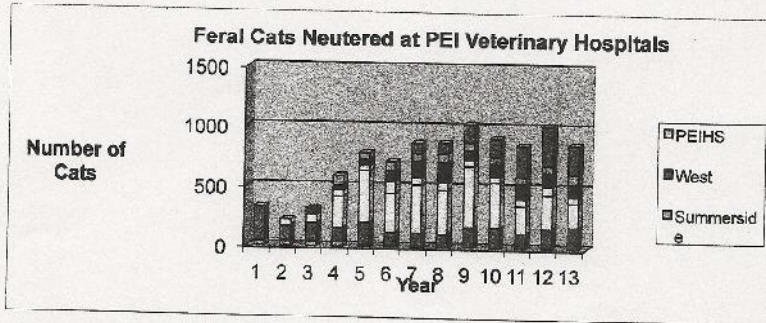
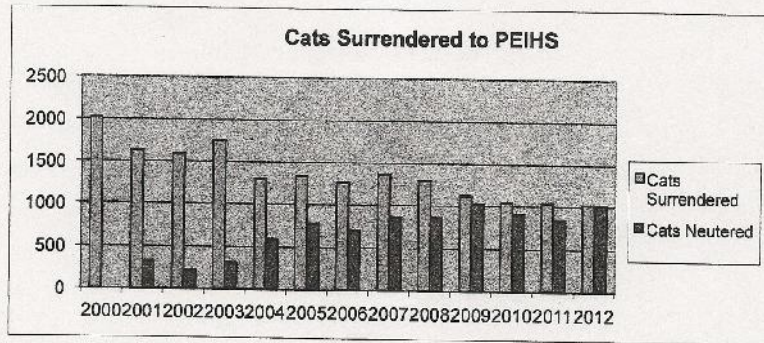


# 2014 AGM TNR Report by Dr. Peter Foley

Cat Action Team  
Statistical Summary 2001-2014





Year	Abeg	AVC Sat	AVC Frid	Kens	Mont	Summ	West	PEIHS	FeLV	FIV	Total cats	Grand Total
1	45	284	0	0	0	0	0	0	5.2	7.3	329	9338
2	43	125	0	53	0	0	0	0	3.6	6.3	221	
3	41	153	0	73	52	0	0	0	3.1	4.1	319	
4	42	112	265	54	36	81	0	0	4.6	3.6	590	
5	13	191	429	44	41	60	0	0	4.4	4	778	
6	12	107	330	95	92	71	0	0	2.8	2.3	707	
7	1	118	403	61	131	65	77	9	1.6	1.7	865	
8	4	106	371	61	161	79	85	0	4.4	2	867	
9	2	171	507	43	79	68	160	0	1.7	3.3	1030	
10	2	168	379	47	102	56	155	0	1.1	3.2	909	
11	0	129	227	59	127	59	245	0	0.8	2	846	
12	3	165	284	71	111	61	327	0	0.5	0.2	1022	
13	0	182	205	49	102	87	230	0	3.3	1.1	855	